

# Status of the Iowa Workforce and Economy

## Upcoming 2021 News Release Schedule

Reference Month	Statewide News Release	Local Area News Release
Jan	Mar 15	Mar 15
Feb	Mar 26	Mar 30
Mar	Apr 16	Apr 20
Apr	May 21	May 25
May	Jun 23	Jun 23
<b>Jun</b>	<b>Jul 16</b>	<b>Jul 20</b>
Jul	Aug 20	Aug 24
Aug	Sep 17	Sep 21
Sep	Oct 22	Oct 26
Oct	Nov 19	Nov 23
Nov	Dec 17	Dec 21
Dec	Jan 25	Jan 25

## Iowa Nonfarm Employment Seasonally Adjusted

Year	Month	Iowa Statewide Employment	Leisure & Hospitality Employment
2020	Nov	1,509,000	119,600
	Dec	1,513,400	117,700
2021	Jan	1,515,200	118,700
	Feb	1,510,800	120,200
	Mar	1,523,200	121,900
	Apr	1,517,600	123,600
	May	1,518,800	125,300
	<b>Jun</b>	<b>1,522,700</b>	<b>126,400</b>

## Iowa Workforce Development

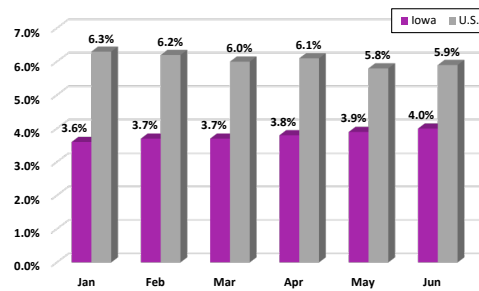
Information Prepared by the Labor Market Information Division

1000 East Grand Avenue  
Des Moines, Iowa 50319-0209

Phone: 515-242-5862  
Fax: 515-281-8203

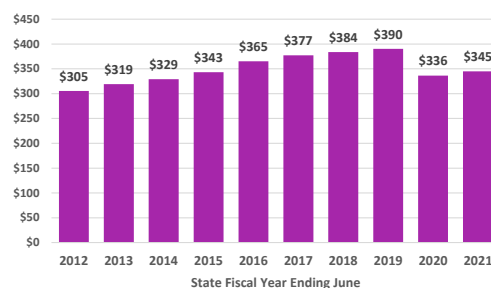
Donna Burkett, Bureau Chief  
Iowa Workforce Development

## Iowa and U.S. Unemployment Rates—2021



- Iowa's unemployment rate increased slightly to 4.0 percent in June. The state's jobless rate was 7.1 percent one year ago.
- The state's total employment level grew to 1,587,800 in June from 1,584,000 in May.
- The U.S. unemployment rate rose to 5.9 percent in June.

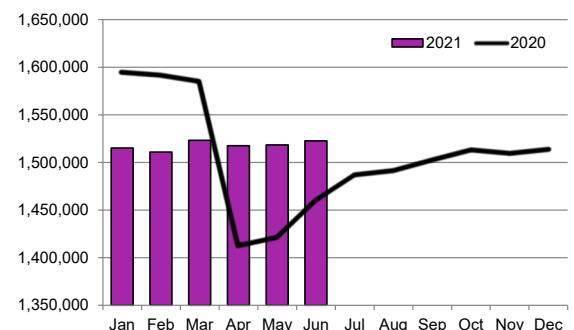
## Average Weekly Benefit Regular Unemployment Insurance (UI)



- The average weekly benefit for regular unemployment insurance fell from \$390 in fiscal year 2019 to \$336 in fiscal year 2020 and \$345 in 2021.
- The decline was caused by COVID-19 related layoffs which impacted industries with lower paid workers such as personal services and leisure and hospitality.

- Iowa establishments gained 3,900 jobs in June following an increase of 1,200 in May.
- Local government education firms retained more staff than expected in June fueling an addition of 2,600 jobs.
- Leisure and hospitality continued to expand payrolls in June. A total of 1,100 jobs were added, the majority of these gains were in accommodations and food services.
- Manufacturing added 600 jobs in June following an equal increase in May. Durable goods factories have now increased in four consecutive months.
- Following two months of loss, the financial activities sector rose by 400 jobs. This sector handled the pandemic better than most sectors and is nearly even with March 2020 job levels.
- Health care and social assistance posted the only major loss this month (-1,600). This sector has not added jobs in 2021. This industry may be more cautious than most to bring back non-essential employment.
- Total nonfarm employment is up 62,600 jobs compared to last June. The largest gain has been in leisure and hospitality (+18,600).
- Nationally, business establishments added 850,000 jobs. This increase was equal to the prior two months combined.

## Total Nonfarm Employment January 2020 to June 2021



Source: Labor Market Information (LMI) Division, Iowa Workforce Development and the Bureau of Labor Statistics (BLS) unless otherwise noted. (Reference: June 2021)